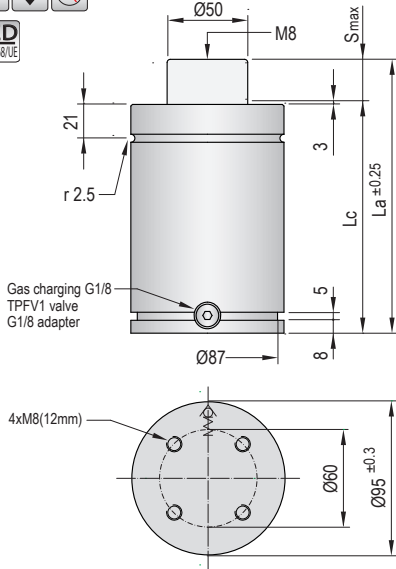


VDI SAFETY



PED
2014/68/EU



| | |
|-------------------------------|----------------------------|
| Pressure medium | Nitrogen (N ₂) |
| Max. charging pressure | 150 Bar |
| Min. charging pressure | 35 Bar |
| Rod seal area | 19,63 cm ² |
| Operating temperature | 0°C - 80°C |
| Force increase by temperature | 0,33 %/°C |
| Max. stem speed | 20 m/min |
| Maintenance kit | Kit SR3000 |
| Recommended max. strokes/min | 2 - 8 spm |

ISO
STANDARD
DIMENSIONS



Required data

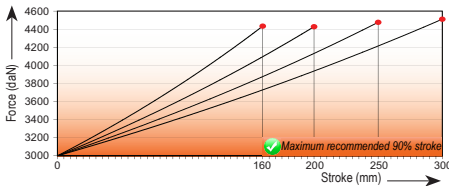
| | |
|----------------------------|---------|
| Working stroke | (mm) |
| Press speed | (m/min) |
| Maximum production rate | (spm) |
| Gas spring expansion speed | (m/min) |



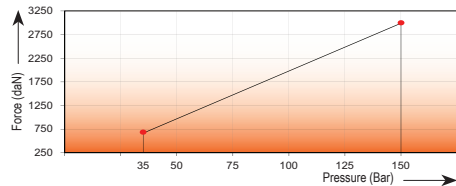
| Code | Smax mm | La mm | Lc mm | Fa daN | 90% F daN | 100% Fc daN | P Bar | V l | Kg |
|----------------|---------|-------|-------|--------------------|-----------|-------------|---------------|-------|-------|
| TPSRC 3000x160 | 160 | 440 | 280 | | 4410 | 4665 | | 0,852 | 9,24 |
| TPSRC 3000x200 | 200 | 520 | 320 | 3000 ±5% (20°C) | 4270 | 4495 | 150 (20°C) | 1,138 | 10,31 |
| TPSRC 3000x250 | 250 | 620 | 370 | | 4320 | 4555 | | 1,390 | 11,90 |
| TPSRC 3000x300 | 300 | 720 | 420 | | 4350 | 4595 | | 1,641 | 14,87 |

(Other strokes under order)

Force/stroke ratio



Initial force/charging pressure ratio



Assembly possibilities

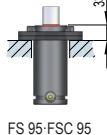
Follow guidelines
Page 287



DROP-IN



SCREWS



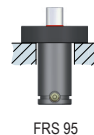
FS 95-FSC 95



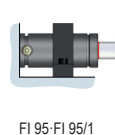
FP 95-FPR 95



FB 95



FRS 95



FI 95-FI 95/1

TPSR

TPSRC

TPNS

TPHT

